




//NOTICE//

**FOR PROVISIONAL DEGREE & CHARACTER CERTIFICATE**

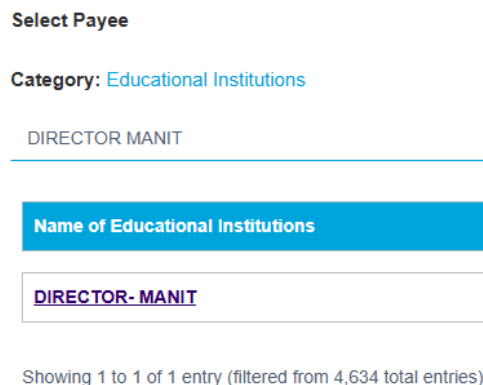
1. Visit the Academic Section and submit the following documents:
  - No-Dues Certificate
  - Final Marksheet
  - SBI Collect Fee Receipt of 500 Rs. **(Required for Provisional Degree ONLY)**
2. Make the required entry in the Disptach register of Character & provisional degree.

**STEPS TO PAY ON SBI COLLECT PORTAL**

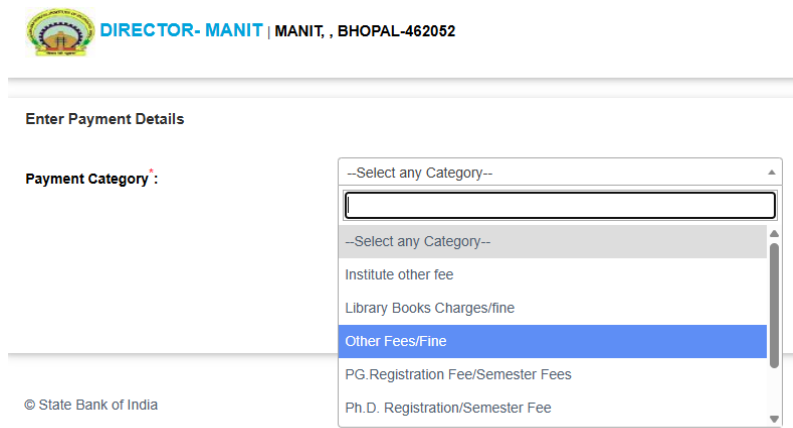
1. Visit the SBI COLLECT Portal (<https://onlinesbi.sbi.bank.in/sbicollect/>)
2. Under Select category, choose **“EDUCATIONAL INSTITUTES”**



3. Search for **“DIRECTOR MANIT ”**



4. Under Payment Category, Choose “Other Fees/Fine”



DIRECTOR- MANIT | MANIT, BHOPAL-462052

Enter Payment Details

Payment Category\* :

- Select any Category--
- Institute other fee
- Library Books Charges/fine
- Other Fees/Fine**
- PG.Registration Fee/Semester Fees
- Ph.D. Registration/Semester Fee

© State Bank of India

5. Fill in all mandatory fields "marked with an asterisk (\*)

Enter Payment Details

Payment Category\* :

SCHOLAR\_NO\*

NAME\*

SEMESTER\*

BRANCH\*

COURSE\*

6. Enter 500 in the Provisional Degree Fee field.

Provisional Degree Fee

Other Fee

Remarks :

Enter Your Details

Remitter Name :

Mobile No\* :

On successful completion of payment, you will receive the transaction reference number on this mobile number

7. Enter your mobile number, email ID, and captcha, then accept the declaration and click Submit.

8. Pay The Fee using Any Available Payment Mode (UPI, Internet Banking Etc)

Date: 09-06-2026

Issued by :  
OFFICE OF ACADEMIC &  
EXAMINATION SECTION  
MANIT BHOPAL